

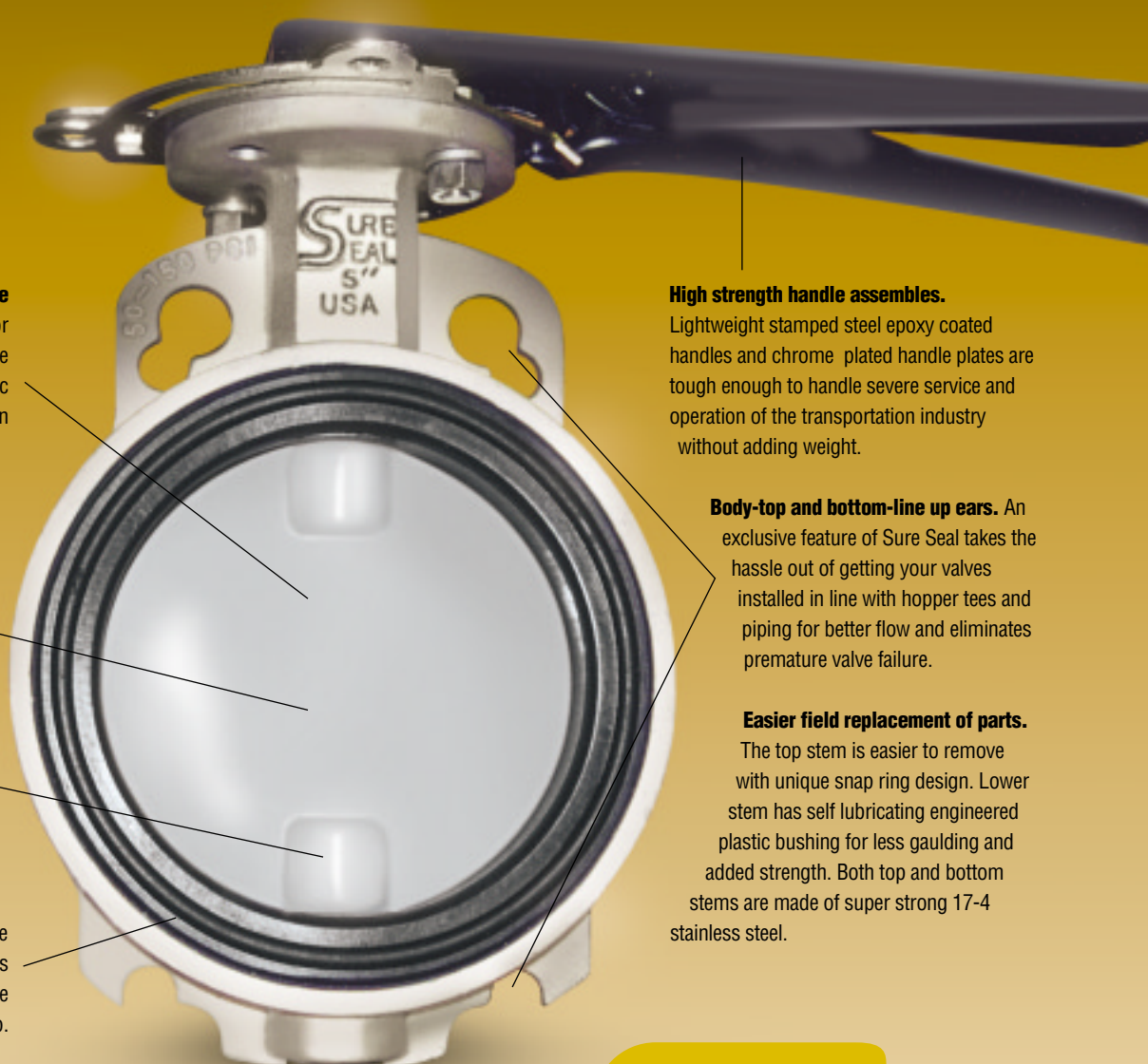


The verdict is in... Easier to open. Easier to close.

W i t h t h e S e r i e s 3 4 0 i t ' s a n . . .

OPEN AND SHUT CASE

Sure Seal announces the Series 340 Nylon 11 coated butterfly valve. Specifically designed for cements, limes and other abrasive aggregates.



New Nylon 11 Coated Ductile Iron Disc has been designed for abrasive products with less torque than a standard ductile Iron Disc Valve. This means easier to open and close valve in hard to operate services such as cement, lime and etc.

New thin disc design has superior flow rates for faster unloading than through shaft valve or bolted disc valves.

NO-bolts or pins in flow path of disc to shear or come out in product or to obstruct flow.

Parts interchangeable- 300 series valves use same replaceable valve seats as series 500 Sure Seal, Fig 100 Keystone and model 400 Ultraflo.

High strength handle assemblies. Lightweight stamped steel epoxy coated handles and chrome plated handle plates are tough enough to handle severe service and operation of the transportation industry without adding weight.

Body-top and bottom-line up ears. An exclusive feature of Sure Seal takes the hassle out of getting your valves installed in line with hopper tees and piping for better flow and eliminates premature valve failure.

Easier field replacement of parts. The top stem is easier to remove with unique snap ring design. Lower stem has self lubricating engineered plastic bushing for less gaulding and added strength. Both top and bottom stems are made of super strong 17-4 stainless steel.

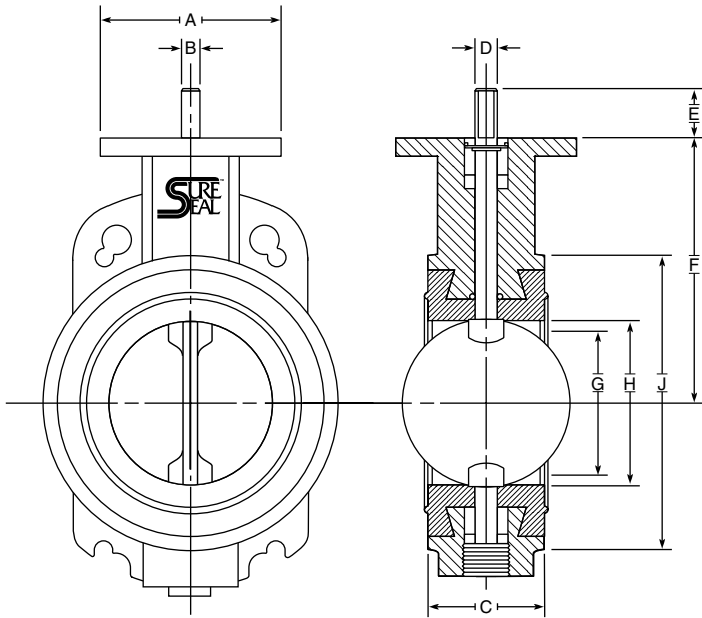
SURE SEAL INCORPORATED IS PROUD TO BE



Making a Big Difference to Your Bottom Line

SURE SEAL SERIES 340

NYLON 11 VALVE
SETTING THE STANDARD



A> Stamped Steel Handle and Handle Plate - High strength, lightweight stamped steel epoxy coated handles and chrome plated handle plates are tough enough to handle severe service and operation of the transportation industry without adding weight.

B> Stem - Machined from 17-4 Stainless Steel to eliminate twisting of stem. Gives direct disc control of full or partial product flow.

C> Stem Bushing - Composed of full strength, corrosion resistant entalyle, stem bushings absorb operator side thrust. Top bushing comes standard in all valves to ensure trouble free valve operation.

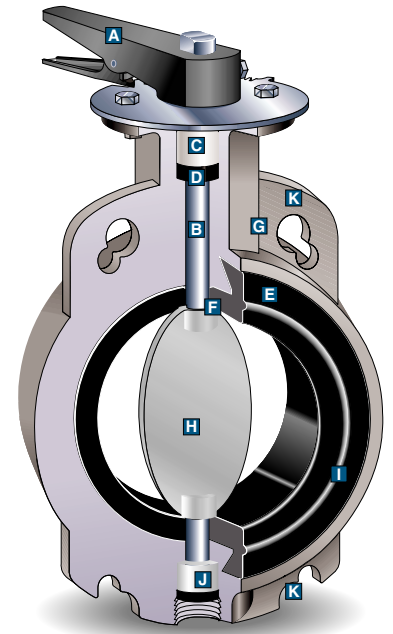
D> Stem-Seal - A second seal ensuring absolute seal externally or internally for vacuum or pressure service. Available in Buna-N, EPDM, or Viton®.

E> Seat - Sure Seal's special formulated blend of nitrile rubber is abrasion resistant from 300° to -40° Fahrenheit and stays resilient and flexible without significant Durometer rise. Testing of above mentioned factors proved to be 30% better in all categories versus other seat compounds available in the transportation industry today. Black is recommended for high abrasion non-edibles such as sands and cement. FDA approved.

F> Hub Seal or Primary Seal - Occurs when contact is made between the disc hub and the flat surface of the seat. Hub/seat seals prevent product from attacking stem or body.

G> Body - Standard aluminum, precision to machined, making a lightweight valve excellent for the transportation industry. Also available in other materials.

H> Disc - Sure Seal's standard is a Nylon 11 coated ductile iron disc in a thermoplastic coating. Nylon 11 is resistant to fungus growth and molds. Corrosion and abrasion resistant yet maintains a very durable surface and a low friction coefficient. This material has been tested under adverse conditions without corrosion to underlying metal surfaces. Other materials are also available.



I> Flange Seal - Sealing O-Ring of resilient seat which provides an absolute seal to all flanges within specifications.

J> Bottom Stem Bushing - Self lubricating engineered plastic bushing for less torque and longer valve life.

K> Alignment Ears - Fit all T.T.M.A. and A.N.S.I. bolt patterns, to assure perfect alignment in all flanges every time, which eliminates improper installation and valve failure.

VALVE SIZE	VALVE SIZE								
	2	3	4	5	6	8	10	12	
A	4.00	4.000	4.000	4.000	4.000	6.000	6.000	6.000	
B	.375	.375	.438	.438	.438	.500	.625	-	
C	1.625	1.750	2.000	2.125	2.125	2.500	2.500	3.000	
D	.563	.563	.625	.625	.625	.750	.875	1.125	
E	1.250	1.250	1.250	1.250	1.250	1.250	1.250	2.000	
F	3.938	4.875	6.000	6.000	6.500	8.313	9.000	10.625	
G	1.688	2.875	3.875	5.000	6.000	8.000	10.063	11.938	
H	2.125	3.125	4.125	5.188	6.125	8.125	10.125	12.093	
J	3.762	4.438	6.270	7.125	8.250	10.600	12.495	15.375	

GENERAL NOTES:

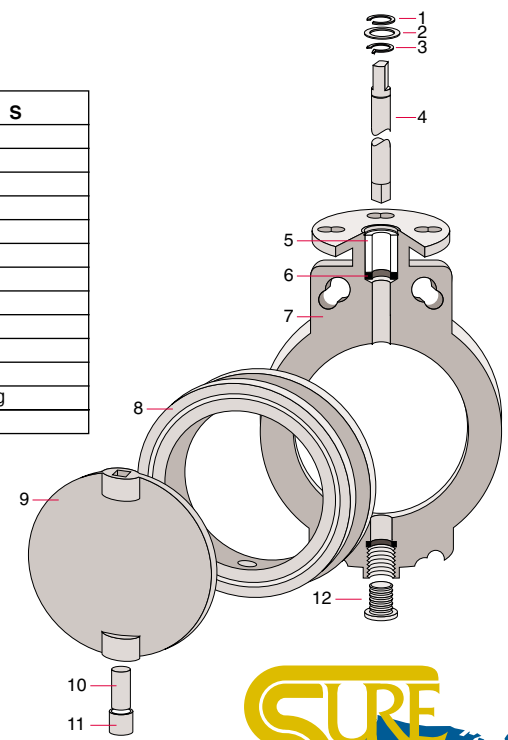
- C = INSTALLED WIDTH
- G = MINIMUM ALLOWABLE INSIDE DIA. OF PIPE OR MATING FLANGE
- 2"-10" - D = STEM CONNECTION DIA.; B = FLATS
- 12" - D = STEM CONNECTION DIA.; KEYWAY = .250 X .250
- J = 3.850 ON 2" CAST IRON BODIES
- J = 4.525 ON 3"-500 CAST IRON BODY

TOP PLATE DRILLING	TOP PLATE DRILLING							
	2	3	4	5	6	8	10	12
No. Holes	4	4	4	4	4	4	4	4
Bolt Circle	3.250	3.250	3.250	3.250	3.250	5.000	5.000	5.000
Hole Dia.	.438	.438	.438	.438	.438	.563	.563	.563

WEIGHT IN POUNDS *	WEIGHT IN POUNDS *							
	2	3	4	5	6	8	10	12
340	3	4	7	9	11	22	29	48

WAFER BOLT CIRCLE DATA (2"-4")				WAFER BOLT CIRCLE DATA (5"-12")					
	Pattern Style	Bolt Circle	No. Holes	Hole Dia.		Pattern Style	Bolt Circle	No. Holes	Hole Dia.
2	T.T.M.A.	3.750	6	.438	5	T.T.M.A.	7.875	6	.562
	T.T.M.A.	4.250	4	.438		A.N.S.I.	8.500	8	.812
	A.N.S.I.	4.750	4	.688		T.T.M.A.	9.000	8	.562
3	T.T.M.A.	4.875	6	.438	8	A.N.S.I.	9.500	8	.812
	T.T.M.A.	4.875	8	.438		T.T.M.A.	11.625	8	.688
	A.N.S.I.	6.000	4	.688		A.N.S.I.	11.750	8	.812
4	T.T.M.A.	5.875	8	.438	10	T.T.M.A.	13.750	8	.688
	T.T.M.A.	7.000	6	.562		A.N.S.I.	14.250	12	.937
	A.N.S.I.	7.500	8	.688		T.T.M.A.	16.750	12	.688
					12	A.N.S.I.	17.000	12	.937

PARTS	
1	Retaining Ring
2	Flat Washer
3	Retaining Ring
4	Upper Disc Stem
5	Bushing
6	Packing
7	Body
8	Seat
9	Disc
10	Lower Disc Stem
11	Bushing
12	Bottom Stem Plug



1-800-382-1604

Making a big difference to your bottom line.

Rt. 2, Box 2242 • Mineral Point, Missouri 63660 •
(573) 438-5000 • Fx (573) 438-4853
www.suresealinc.com • ssi@suresealinc.com

NOTES: All aluminum valve bodies have as standard all T.T.M.A. and A.N.S.I. drill patterns.

Purchasers are expected to make their own tests to determine the suitability of these products for their particular purposes. The data represented in this flyer is for general information only. Manufacturer is not responsible for acceptability of these products in regard to individual system requirements. For specific performance data and correct materials selection, please contact your Sure Seal Dealer. ©1998 Sure Seal, Incorporated • Printed in the USA